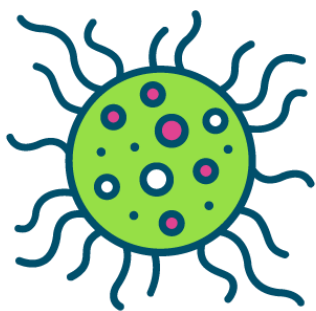


Healthwatch Sefton

Covid-19 Vaccine programme: What did Sefton residents tell us?



March 2021

Contents

Heading	Page No.
Contents	2
Healthwatch Sefton	3
Acknowledgments	4
Purpose of this work	4
Who we spoke to	5
Key findings	5
In summary	24
What next?	26
Appendix 1: Healthwatch England COVID-19 vaccine survey.	27

Healthwatch Sefton

Healthwatch Sefton exists to make health and social care services work for the people who live in Sefton or use services based in Sefton.

Everything we say and do is informed by our connections to local people. Our main aim is to understand the feedback and concerns of people of all ages who use services, and to speak out on their behalf.

Our role is to ensure that local decision makers and health and social care services put the experiences of local people at the heart of their work. We believe that asking people more about their experiences and encouraging them to feedback can identify issues that, if addressed, will make services better.

Healthwatch Sefton is set up as a private company limited by guarantee, a subsidiary company of Sefton Council for Voluntary Service (Sefton CVS). There is a small staff team and a large team of volunteers who work together to ensure the organisation works towards its priorities.

We are uniquely placed as we have a national body, Healthwatch England. Both organisations have significant statutory powers to ensure that the voice of people who want to have a say about health and social care services is strengthened and heard by those who commission, deliver and regulate health and social care services. Healthwatch Sefton works with Healthwatch England to ensure the voice of Sefton residents is represented at national level. Healthwatch England picks up national issues and works with Healthwatch Sefton to help provide a national picture. We also work as part of a Cheshire & Merseyside and a regional North West Healthwatch network.

Acknowledgements

We wish to express our gratitude to all of our partners across Sefton who helped to share the survey with their networks, and to local residents and those working in Sefton who took part.

Purpose of this work

In response to COVID-19, the NHS has launched one of the largest public vaccination programmes ever. The purpose of this work was to hear from local people and understand their views of the COVID-19 vaccine and whether or not there is any hesitancy in getting vaccinated.

To help local services and national policymakers understand how they can improve the vaccination programme, Healthwatch England developed a set of template questions which we used. During February 2021, we invited people across Sefton, to take part in the survey to find out their views, attitudes and concerns towards the COVID-19 vaccine roll-out and the communications that have supported this. The survey can be found in appendix one. This was part of a wider piece of work undertaken by local Healthwatch throughout England and nationally.

The findings of the survey will enable us to provide insight to NHS England, our local NHS Clinical Commissioning Groups and local GP practices and to help Healthwatch England build the national picture. The survey asked:

- What people thought about the vaccine programme
- Whether people would be willing to have the vaccine if they had not already and what people thought if they already had the vaccine,
- What people thought about information on the vaccination programme

All feedback was confidential and was gathered to help services spot issues affecting care.

Who we spoke to



There were **323** responses to the survey overall.

Key findings



General view of vaccinations.

We asked people to think about vaccinations in general, such as those given for flu, polio or tetanus.

This question was answered by all respondents and **83%** (269 people) had a **very positive** view of vaccinations in general. 38 people (12%) told us they had a **fairly positive** view. Eight people shared that their view was neither positive nor negative (**2%**).

In terms of those with negative views about vaccines in general, five people (**2%**) shared that their viewpoint was **fairly negative**. Three people were **unsure** (**1%**) with no one telling us that they held **very negative** views.



How likely would it be for you to get vaccinated if you were offered a vaccine for COVID-19 (Coronavirus), at no charge, through the NHS?

* 321 residents answered this question.

I have already received the offer of the first vaccine.

At the time of taking the survey, **189 (59%)** of respondents had already received their first dose of the COVID-19 vaccine. Interestingly, 7 of the 8 people who told us that they had no real viewpoint on general vaccines, were in this group and had already received their vaccine. **One** person who told us they were fairly negative about vaccines had also received theirs too!

I would definitely accept the offer of a vaccine!

115 people (36%) told us that they would definitely get their vaccine when offered. One person from this group had received their first dose.

I would probably accept the offer of a vaccine!

Nine people (3%) told us that they probably would take up the offer with one person not being sure.

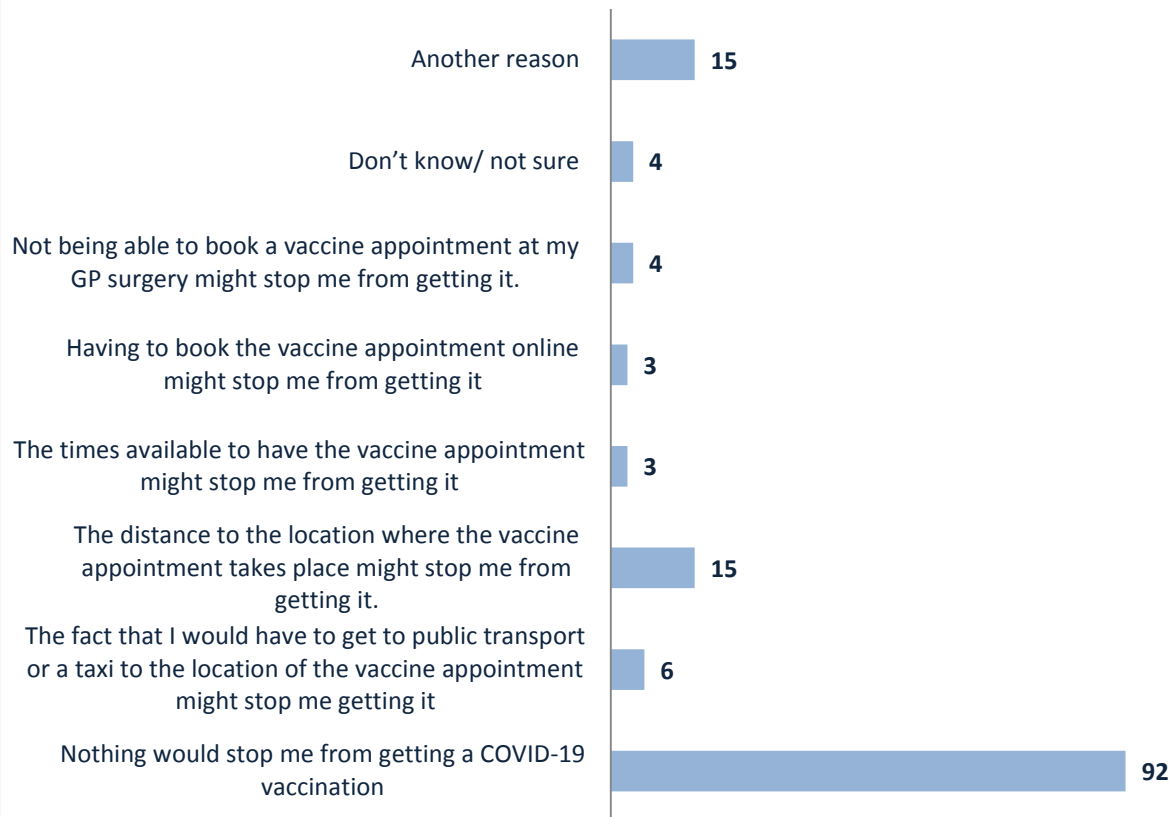


**If you want to be vaccinated, is there anything that may stop you from receiving a vaccine when it is available to you?
Please tick as many as apply.**

* 142 residents answered this question.

We asked the question above and the following answers were provided;

If you want to be vaccinated, is there anything that may stop you from receiving a vaccine when it is available to you? Please tick as many as apply.




As you can see, of those responding to this question, **65%** (92 people) told us that nothing would stop them from getting the vaccine. Distance to the location where the vaccine may be offered was the second issue (**11%**) (15 people) shared.

15 responses sharing 'another reason' were reviewed. **Confidence** in the vaccine was one of the main themes. 5 people shared that this may prevent them from receiving the vaccine.


2 people shared that they would not be able to stand long in queues they may need to stand in at a vaccine centre and 1 person was concerned about the distance to travel to a vaccine centre. 1 person was concerned about the ingredients used in the vaccine and another was concerned about the effects the vaccine may have if pregnant.


A further person shared that they didn't think that their GP practice would be able to offer the vaccine as it wasn't on top of day to day issues, with a further issue of online booking being a concern. The time of the appointment was cited by two further people, one who had childcare issues.


(Below are comments from people on what may stop them getting the vaccine.)

 If people who had had the vaccine already started getting sick.

 If some new information came to light.

 Adverse results in those who have had it which come to light before I am invited for mine

 Being near to others waiting who may have the virus, waiting in line for long time I can't walk or stand for long

 Childcare issues... if children were not back at school and the only option was daytime!



What are the main reasons you want the COVID-19 vaccine? Please tick as many as apply.

*699 options were accessed.

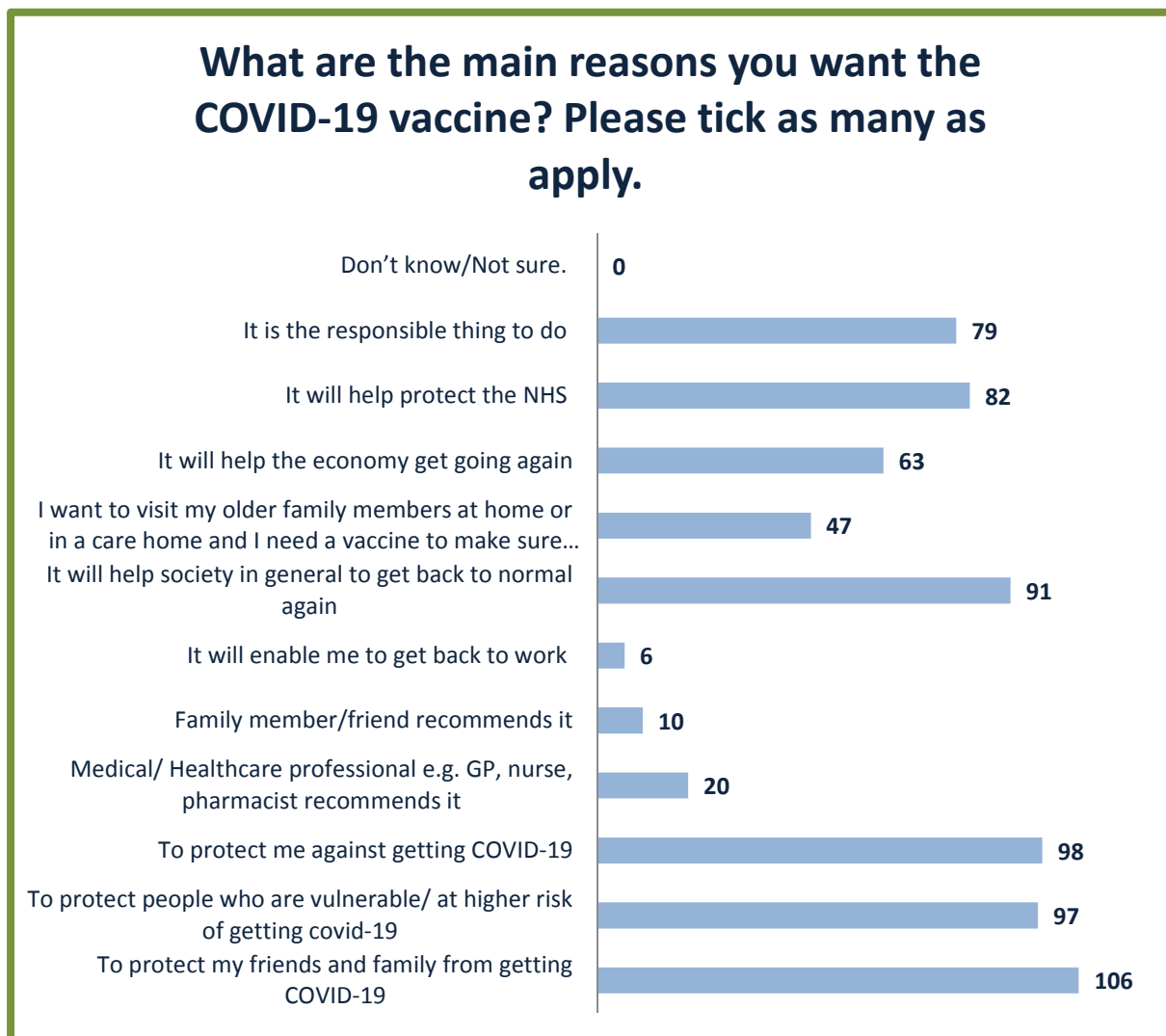
In reviewing the responses, the overwhelming reason was to '**protect**'.

106 respondents told us that the main reason they would accept the offer of a vaccine was to **protect** their family and friends with **98** people wanting to have the vaccine to **protect** themselves against getting COVID-19.


97 people wanted the vaccine so that they would **protect** those who are vulnerable or at a higher risk of getting COVID-19, with **82** people wanting to **protect** the NHS.


Other reasons which people felt strongly about were related to life getting back to some normality. Being the responsible thing to do was also cited. Recommendations from other people were not rated as a strong reason.

The following image shows all of the responses received;



A small number of respondents (**5**) shared some further comments. 3 of the 5 comments related to being able to see family members with one comment relating to travel in general. A further comment related to a spouse who had been encouraging them to get the vaccine.

 I can visit and hug my daughter and grandchildren again. I can meet up with friends again and eventually go on holiday with them. An end to isolation and anxiety about going out.

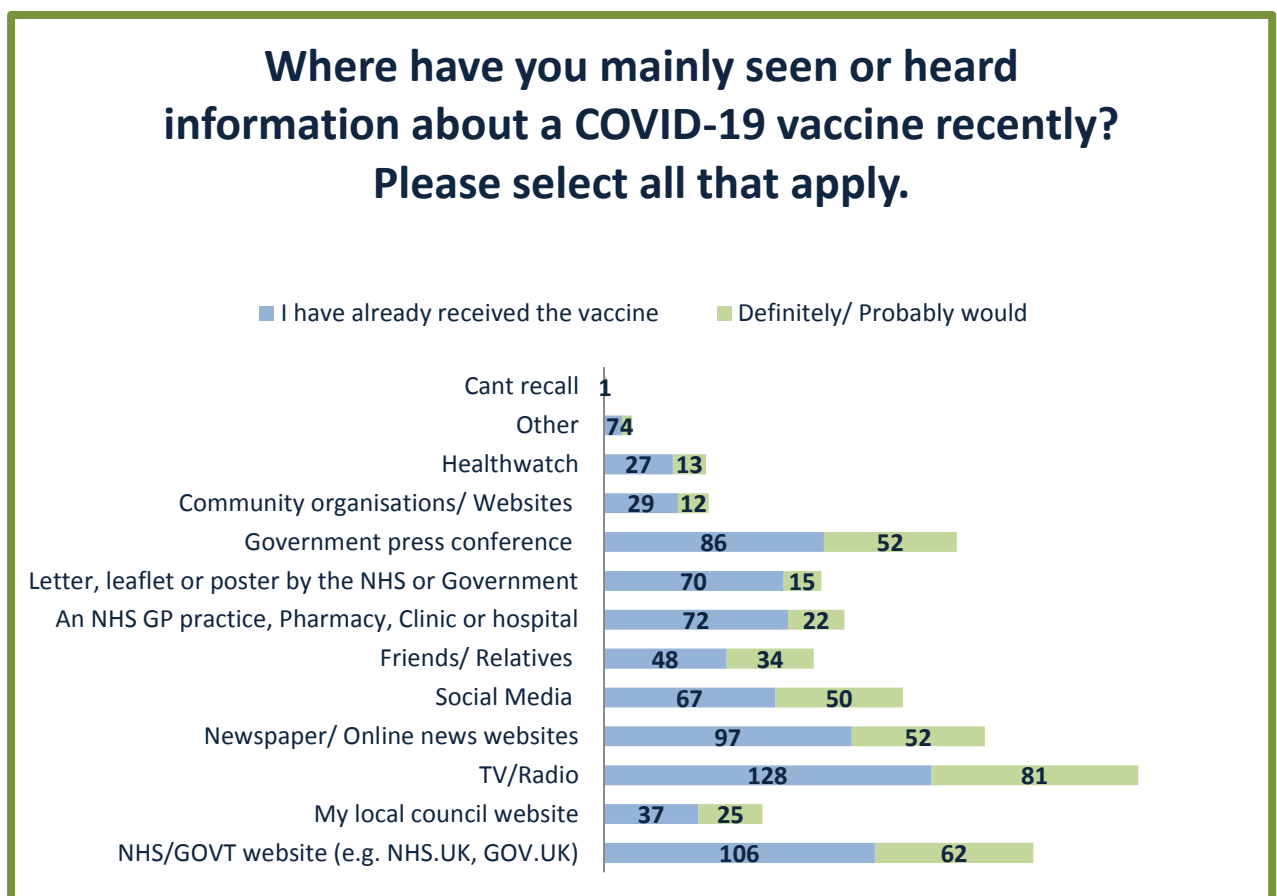
 I think they might make it compulsory to have it to work in my job or to travel overseas. I have lots of family overseas that I usually visit every year.



Where have you mainly seen or heard information about a COVID-19 vaccine recently? Please select all that apply

For those people who had already received the vaccine or told us they definitely or probably would accept the offer of a vaccine, **TV and radio** was the main outlet for seeing or hearing information. NHS/Government websites was also a popular source followed by newspapers/online news websites. The media outlets were the same for those who told us they definitely or probably would accept the offer of the vaccine.

All of the responses we received can be found below:





Overall, was the information that you have seen or heard recently was.... (tick one box only)

* 291 responses were received.

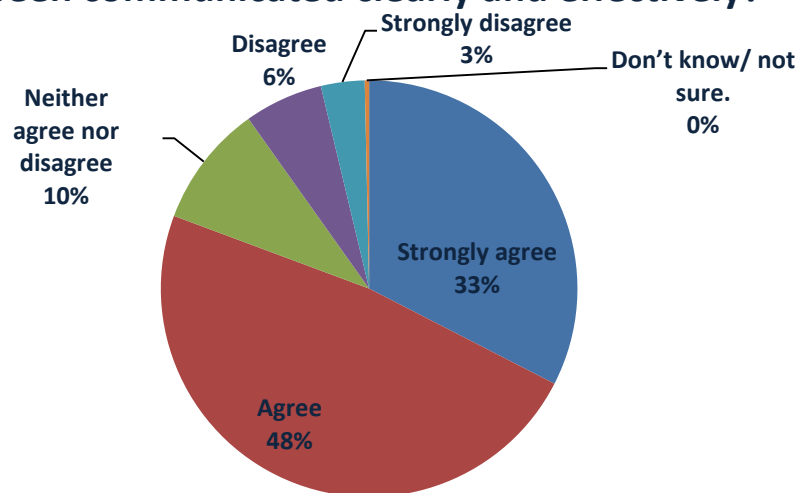
For those who had received the vaccine or would definitely/ probably accept the offer of a vaccine, **226** people told us that the information they had seen or heard had been positive (**78%**). **20%** of people told us that the information they had seen or heard had included both positive and negative information.



Do you agree that information from the NHS or the Government about the vaccine and its roll out has been communicated clearly and effectively? (tick one box only)

* 295 responses were received.

Do you agree that information from the NHS or the Government about the vaccine and its roll out has been communicated clearly and effectively?



As the previous image shows, **81%** of people found information from the NHS/ Government about the vaccine and its roll out to be communicated clearly and effectively.



Is there anything else you would like to tell us about the COVID-19 vaccinations?

We received **131** comments from those people who had been vaccinated or told us that they definitely or probably would get vaccinated. The main themes are shared below.

For those who had already received the vaccine, they praised the local vaccine centres and how they were well organised and efficient.


-  **Very well co ordinated at Aintree Race Course**
-  **Very efficient and orderly well organised when we went to Hoghton street on Sat 6th February!**
-  **The whole process at Sandbrook Rd, Southport was excellent**
-  **The venue in Maghull was extremely well organised. No waiting and myself age 73 and my husband age 77 were invited at the same time. So sensible.**
-  **I am acting as a volunteer Steward at the "Hirschman's Ainsdale vaccination centre. The general feed back from those attending is, on the whole, very positive.**


From the further comments shared, a number of themes emerged. People expressed how grateful they were to have received the vaccine and how they were pleased that the UK had acted fast to ensure orders for vaccinations were placed.


Priority groups were discussed and it was felt that front line health professionals should have been included as a priority, for example teachers and health and care workers regardless of age or disability.


Issues relating to communication were shared. Locally people shared their frustrations of not receiving a vaccination card following their first vaccine. One experience shared how a leaflet given out at one of the local sites had a QR code which didn't work.


Other issues included not knowing when a second vaccine would be received, effectiveness, side effects and trial data and poor national communication.

 My only issue was that I was not given an appointment for my second jab, but others who were vaccinated in the week following were given such appointments.

 Delighted and relieved to have received my first jab. Grateful thanks to all involved.

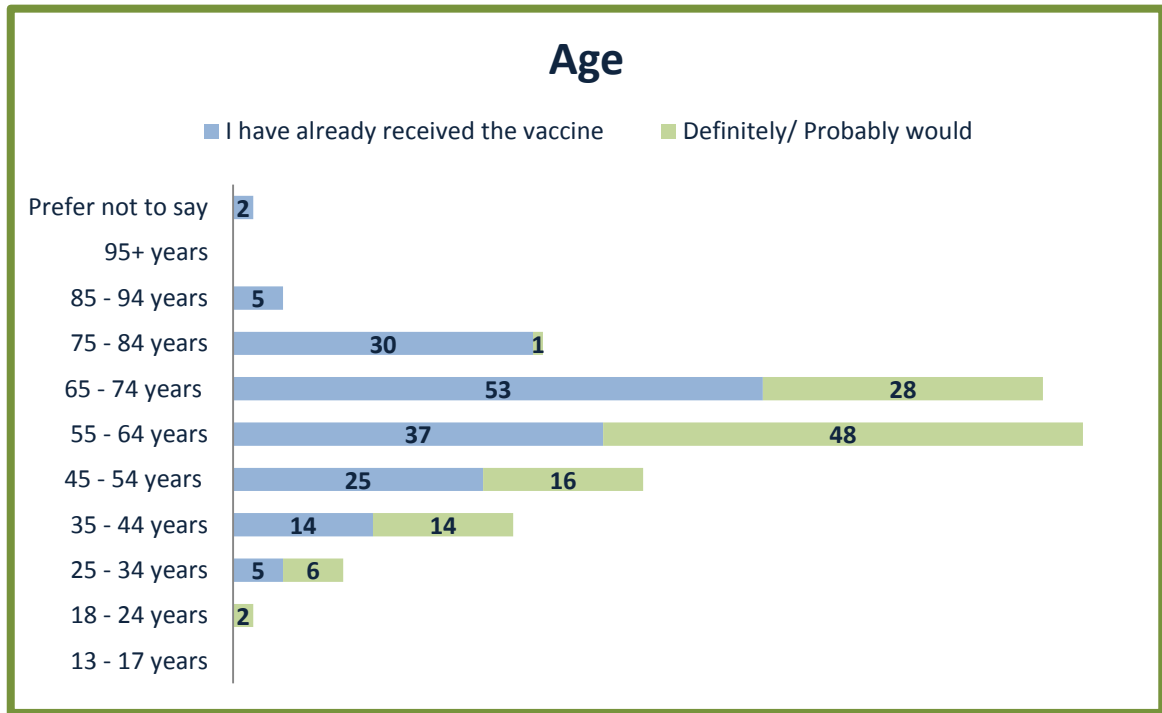
 It is clear that the major part of the success of the roll out has been the massive involvement of local people and organisations

 I would like to thank my surgery - Ainsdale Medical Centre - for the fantastic way they have kept us informed of progress, vaccinations, etc, etc

 Perhaps the groups of people who have had it first should have included teachers so children could get back to school as I feel this is going to have a massive impact in the next two years.

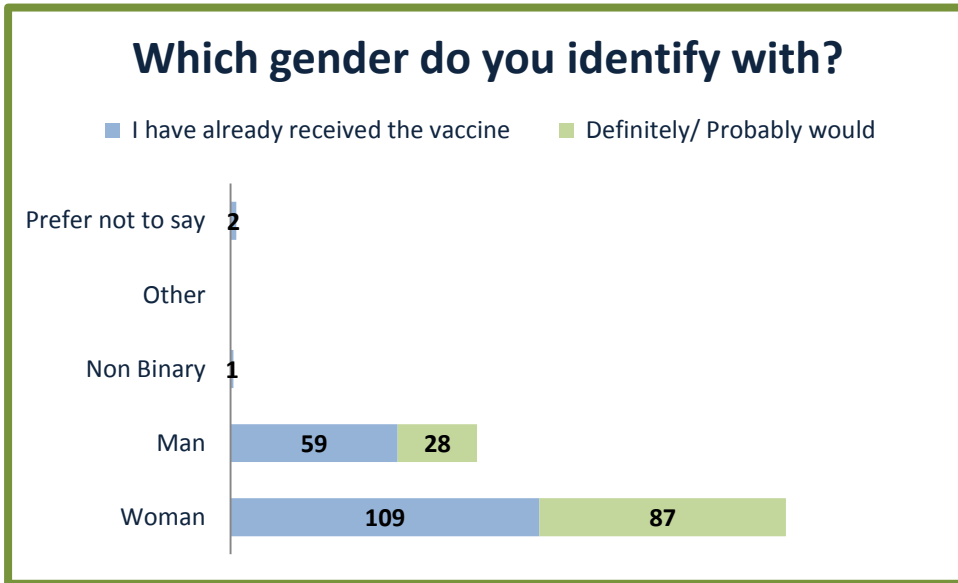


Demographic information for respondents who had already received the vaccine and those who would definitely/ probably accept the offer of a vaccine.

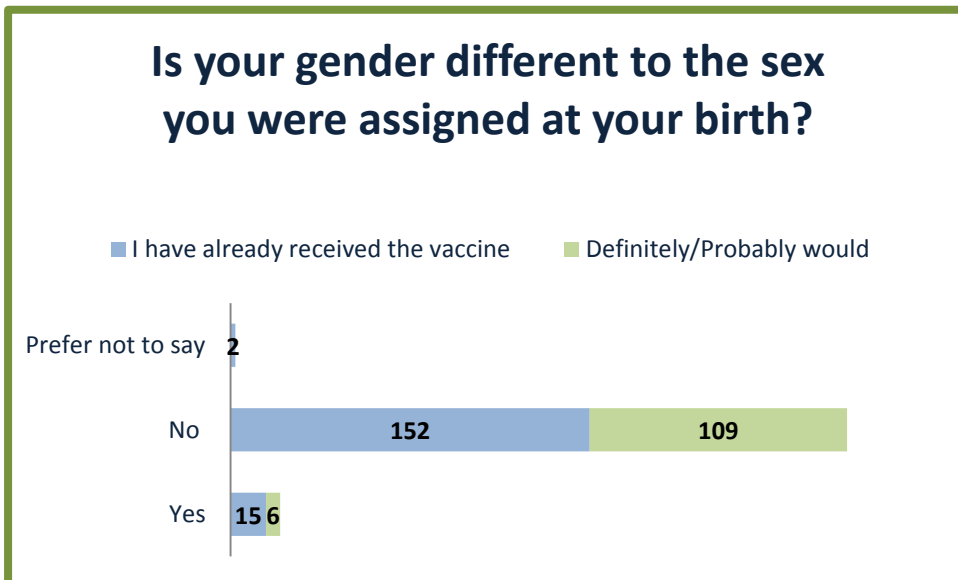


286 people responded to this question. At the time of the survey, for those who had already received their vaccine, the majority fell in the 65 and 74 age bracket. Interestingly 14 people aged between 35 and 44 had received their vaccine (belonging to a priority group) and 5 people were aged between 25 and 34 years of age.

For those who told us they definitely or probably would accept the offer of a vaccine, the highest response rate was for those people aged between 55 and 64 years of age (48 people). In the younger age brackets, 2 people aged 18 - 24 years of age were positive about accepting the vaccine with 6 people aged 25 – 34 also being positive.



286 people responded to this question. The majority of respondents identified as being a women (**69%**). More women than men had already received their vaccine at this point. One person completing the survey identified as Non Binary, and they had received their first vaccine.



284 people responded to this question. **92%** of respondents told us that their gender was the same sex that had been assigned at their birth. **15** people who had received their vaccine told us that they had a different gender to that assigned at birth.

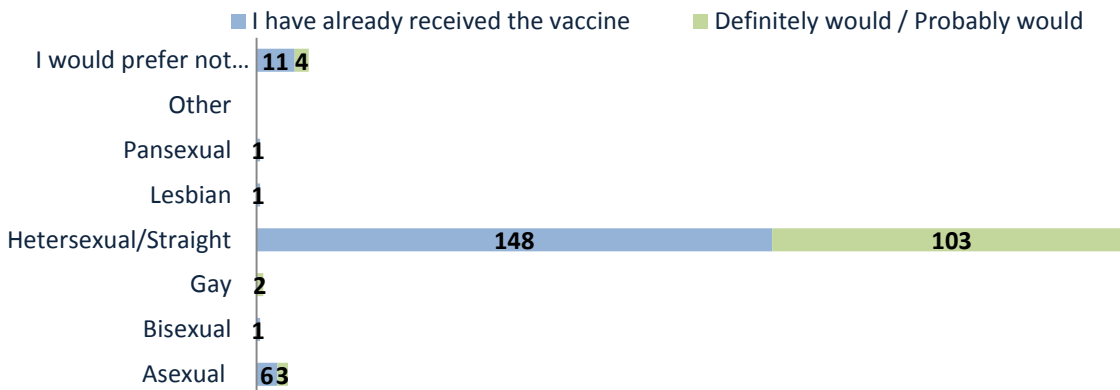
We asked respondents to tell us which ethnic background they identified with. Within the survey the full Healthwatch England list of ethnicity backgrounds was used. The survey can be found in Appendix 1. Below are the ethnic backgrounds that people who responded identified with.

Ethnic Background	I have already received the vaccine	Definitely/ Probably would
White: British/ English/ Northern Irish/ Scottish/ Welsh	150	106
White: any other white background	8	4
Prefer not to say	5	1
White Irish	4	2
Asian/ Asian British: Chinese	1	
Asian/ Asian British: Indian	1	
Black/ Black British: African	1	
Mixed/ Multiple Ethnic Groups: Asian & White		
Mixed/ Multiple Ethnic Groups: Any other mixed/ multiple ethnic background		2

285 respondents answered this question. For those who had already received their vaccine or told us that they definitely/ probably would accept the offer of a vaccine, the majority of respondents (**90%**) told us that they identified as White: British/ English/Northern Irish/ Scottish/ Welsh. The table above shows that 2 people who identified as Asian/ Asian British had already received the vaccine, with another respondent identifying as Black/ Black British.

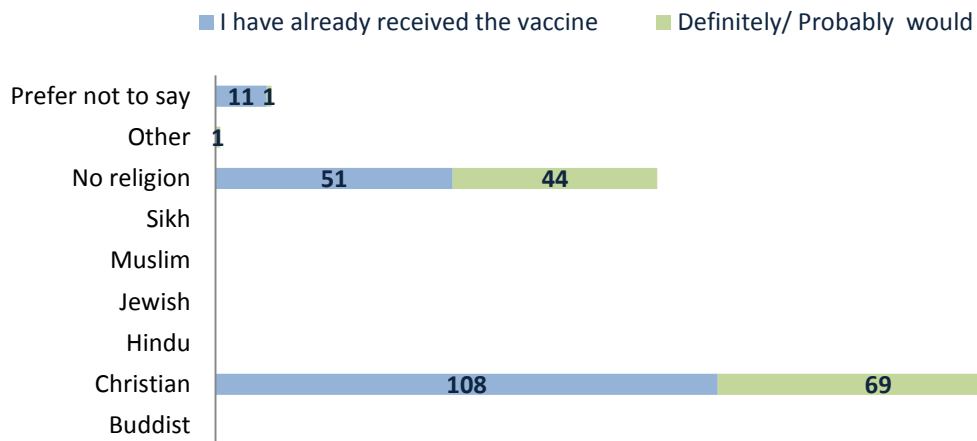
This table also shows the ethnicity of those who told us that they would definitely/ probably accept the offer of a vaccine.

Which sexual orientation do you identify with?



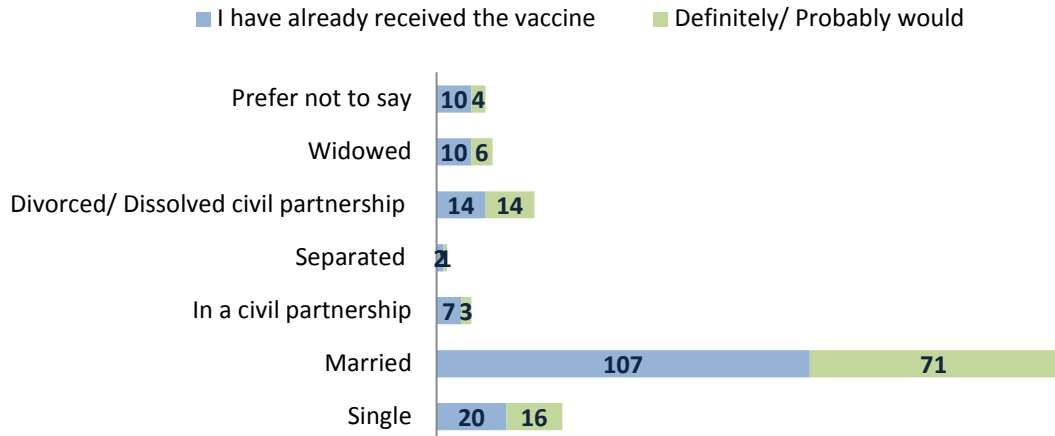
280 people responded to this question. As you can see, the majority of respondents, **(90%)** told us that they identified as heterosexual/ straight. Six people who had received their vaccine identified as Asexual.

Religion or beliefs



285 people answered this question. **62%** of respondents told us that they were Christian. **33%** told us that they had no religion or beliefs.

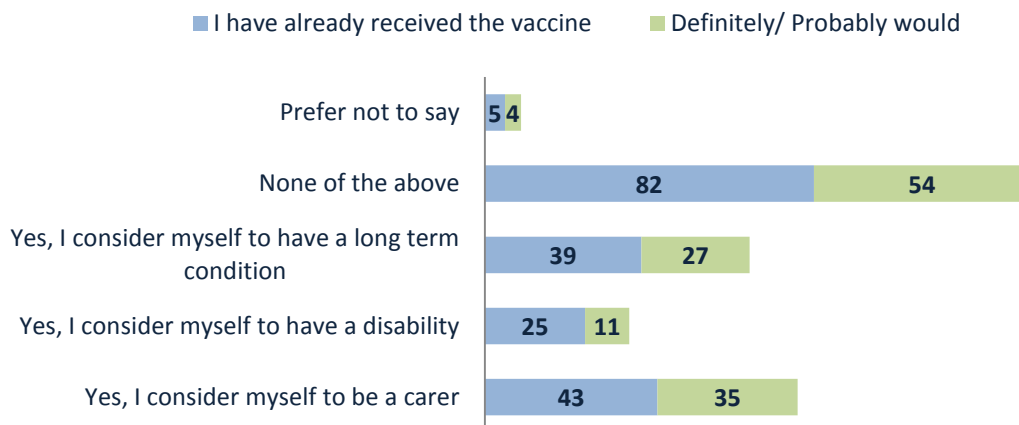
Marital/ Civil Partnership status



285 people answered this question. The majority of respondents told us that they were married (**62%**) and the above shows the other responses received.

When asked if currently pregnant or had been pregnant in the past 12 months, only 2 people out of 282 people answered yes. Both of those people had already received their vaccine.

Do you consider yourself to be a carer, have a disability or a long-term health condition? (Please select all that apply)






Overall, there were **325** responses to the questions above.

For those who had already received the vaccine, **194** people responded to the questions. **22%** of respondents told us that they considered themselves to be a carer, **13%** told us they considered themselves to have a disability with **20%** telling us that they considered themselves to have a long term condition. **42%** of people who had received their vaccine told us that they did not identify with none of the above.

For those who would positively consider accepting the vaccine, **131** respondents answered the questions above. **27%** of respondents considered themselves to be a carer, with **8%** considering themselves as having a disability. **21%** of respondents considered themselves to have a long term condition with **41%** not identifying with any of the categories.

In this next section we will concentrate on those resistant to the offer of a vaccine so that those planning the local vaccine rollout can examine this information early. The number within this group is extremely small (**2%**) but their reasons for hesitancy are important to examine so that we can understand what may support them to take up the offer.

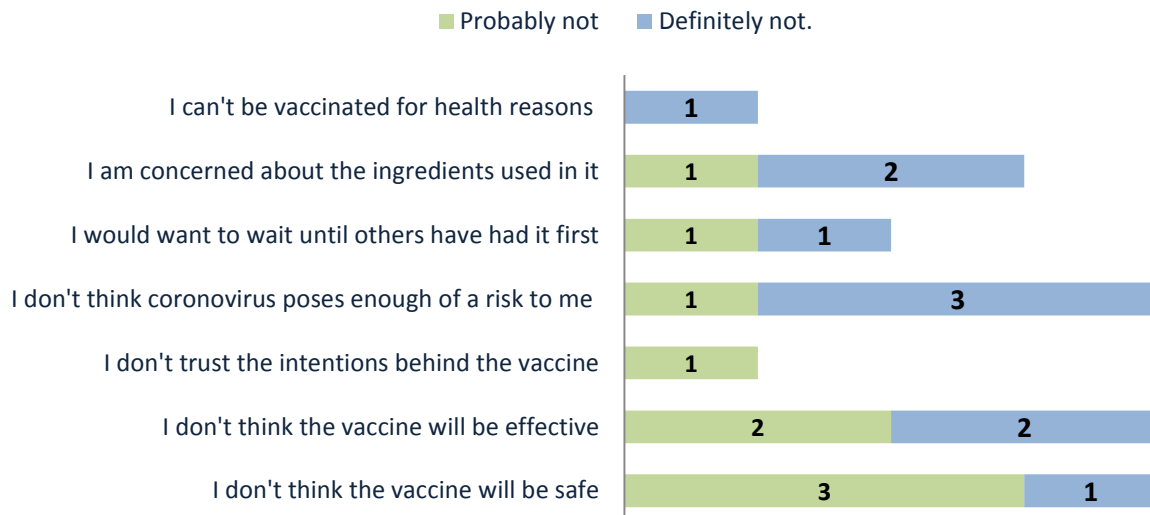
So what about those residents who told us they would not be taking up the offer of a vaccine and those who would definitely not get the vaccine.

-  **3** people shared that they probably wouldn't take up the offer.
-  **5** shared they would definitely not get the vaccine when offered.
-  For the **eight** people who shared they would not be getting the vaccine, they had all previously shared that their overall general view on vaccines was positive.

Motivation for refusing the vaccine.

Safety was one of the key motivational factors for refusing the vaccine but below shows the key themes for those who told us they probably would not/ definitely not accept the offer of a vaccine (people could choose more than one option):

Motivation for not receiving the covid-19 vaccine



As you can see from the above graphic, there were a number of different motivational issues shared. For those who shared they **probably wouldn't have the vaccine**, confidence was the primary issue; safety and effectiveness being an issue.

Interestingly for those who shared they **definitely would not receive the vaccine**, complacency was the primary issue. This group of people did not see COVID-19 as being enough of a risk for them to accept the vaccine. Again effectiveness and also the ingredients used were also cited as reasons.

No one shared that their faith/religion/belief system meant that took the view that it was wrong for them to have the COVID-19 vaccine.



Compared to other vaccines, there has been very little in the way of trials done. For normal medications to be approved by NICE, this can take 10+ years yet this is being administered after just a few months!

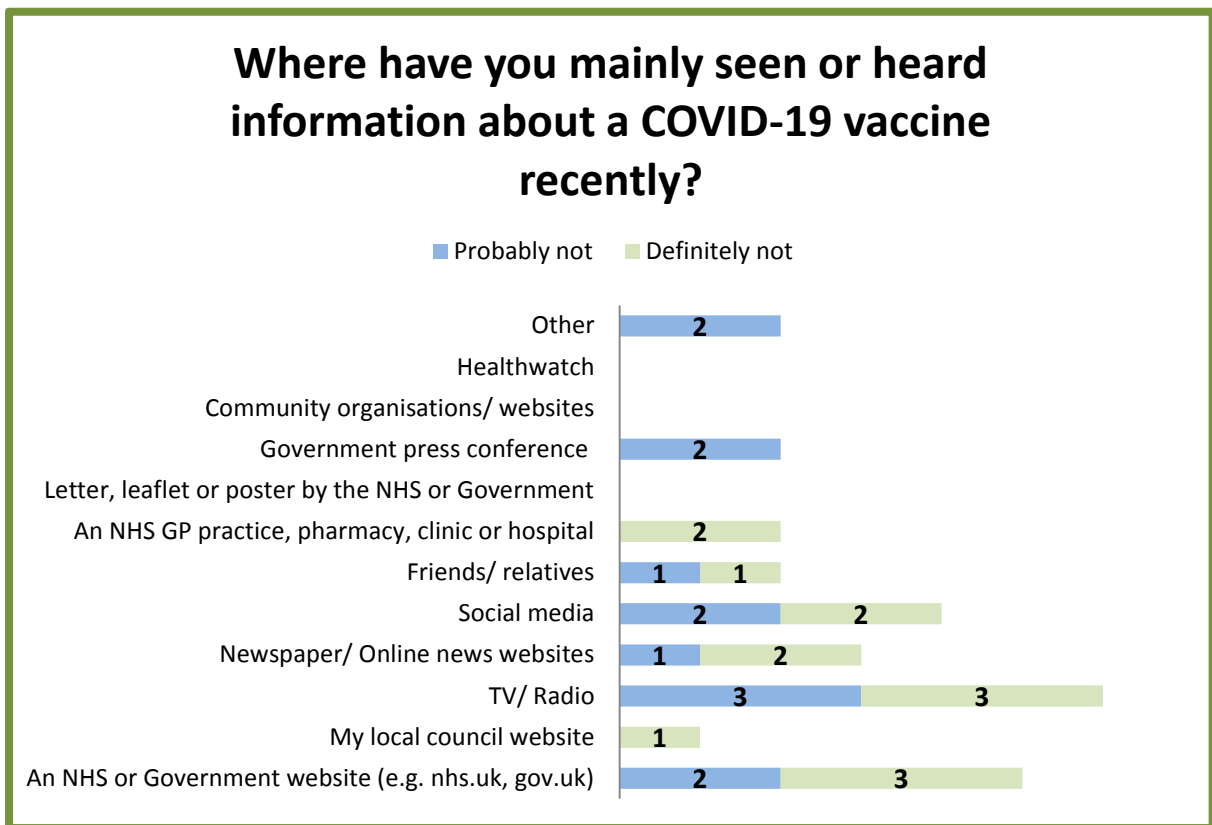


I don't think there's enough clear information out there about the vaccine. There's lots of stories on social media including that the vaccine can effect fertility and if it was safe as they say, why can't pregnant people or children have it?



I have two auto-immune conditions already and I am concerned the risk of immune modification via the vaccine is greater than my risk of catching COVID given I am housebound and my long term circumstances are such that I have no contact with any other people.

When reviewing where this group of people had mainly seen or heard information about the COVID-19 vaccine recently, the following sources were shared (people could choose more than one option):



TV and radio, NHS/Government websites and social media were the top answers given. No one from this group felt that the information they had seen, heard or read had been entirely negative, however half of the group (4), agreed that information they had accessed had cited both positive and negative information. One person shared that the information they had accessed had been positive.



What demographic information did this group share?

All of the demographic questions were asked (see Appendix 1) but as the size of respondents was low, we have included the responses in the following table;

	Probably wouldn't	Definitely wouldn't
Age * 7 people answered.		
35 - 44 years		2
45 - 54 years	2	2
55 - 64 years		1
Gender * 7 people answered.		
Female	2	1
Male		3
Other		1
Ethnic Background * 7 people answered.		
White British	2	5
Sexual Orientation * 6 people answered.		
Heterosexual/straight	1	2
Gay	1	
Lesbian		1
A-sexual		1
Religion & Beliefs * 6 people answered.		
Christian	2	1
No religion/belief		3
Marital/ Civil Partnership* 6 people answered.		
Married	2	1
Divorced/ Dissolved civil partnership		1
Single		1
Civil Partnership		1
Carer/ Disability/ Long Term condition * 7 people answered.		
Carer	1	3
Disability	1	1
Long Term Condition	1	1
None of the above	1	1

The previous table shows the responses from those respondents who told us they probably or definitely wouldn't accept the offer of the vaccine. Below shares some key summary points;

- For those who told us they would probably/ definitely not accept the offer of a vaccine, they were aged between **35 – 64** years of age. **4** of the **7** respondents within this group were aged between **45 – 54** years of age.
- 3** respondents identified as female with **3** identifying as male. All **3** males told us that they were definitely against having the vaccine.
- All **7** respondents told us that their gender was the same sex that had been assigned to them at birth.
- No one in this group told us that they were pregnant.

Further comments from those who said they would probably not accept the offer of a vaccine.

- They have not been around for long enough to be deemed safe. Distrust the government. They do not provide balanced information. I have fears for long term health issues following the vaccine.
- Don't agree in trying to scare and bully people as we have to be mindful of the mental health of others. How many people have dies since having a COVID vaccine?
- Hasn't completed the normal required trials to assess long term side effects

Further comments from those who said they would definitely not accept the offer of a vaccine.

Too early to be sure it's safe..... one word here.... Thalidomide!!!

I would add that I want to see government confirm in law that this vaccine cannot be coerced or mandated by any establishment or business as there is an ethical issue when this is the case.

They should not be mandatory. Services and employers should not be allowed to attempt to coerce people into having them. People should be made aware of the risks and benefits and their informed consent should always be sought. When coercion happens this often undermines support for vaccination in general (which I believe is our single most important health advance as it prevents not just treats disease). Freely given and informed consent should always be sought. There are sufficient reasons and justifications and evidence to support vaccination that people should be convinced of their safety and effectiveness in most cases without resorting to undermining trust in healthcare professionals by using coercion.

In summary

Those who had already received/would accept the vaccine.

323 people responded to the survey.

83% (269) of all respondents had a very positive view of vaccinations in general. No one held 'very negative' views.

At the time of taking the survey, **59% (189)** had already received the first dose of the vaccine.

115 (36%) people told us that they would definitely accept the offer of a vaccine, with **9 people (3%)** telling us they probably would accept the vaccine.

65% (92) of people told us that '*nothing would stop them from getting the vaccine*'. Distance to the vaccine centre/location was shared as one reason why they may possibly be prevented to get the vaccine (**11%**)

In reviewing the main reasons why people wanted to have the vaccine, the overwhelming reasons related to the need to **'protect'**.

TV and radio were the most popular ways that people had accessed information about the vaccine. NHS and Government websites were also popular.

78% (226) of people, told us that information relating to the vaccine had been positive with information being communicated clearly and effectively.

People told us that local vaccine centres were well organised and efficient.

People were grateful to have been offered and to have received the vaccine.

Priority groups were discussed and it was felt that front line professionals should have been included.

Other issues about not knowing when a second vaccine would be received, effectiveness, side effects and trial data and poor national communications were also shared.

Motivations for refusing or not accepting the offer of a vaccine.

8 people told us that they would not get the covid-19 vaccine, despite all **8** people telling us that generally, they have an overall positive view of vaccines.

Confidence was one of the primary motivational issues with safety and effectiveness being key factors.

For those who definitely told us that they would not receive the vaccine, **complacency** was the primary issue for their decision. Effectiveness and also the ingredients used were also shared as key reasons for their decision.

No one shared that their faith/religion or belief system was the reason for them taking the decision not to accept the vaccine.

No one from this group shared that information they had seen or heard had been entirely negative.

For those who would refuse the vaccine, **4** of the **7** people who responded to the demographic question relating to 'age', were aged between **45 – 54** years of age.

Looking at this group, **3** people told us they identified as **female**. **3** people told us that they identified as **male** and all **3** had shared they would definitely not accept the vaccine, as well as one person who identified as 'other'.

Many of the open comments shared by this group referred to coercion and shared that taking up the vaccine should not be made mandatory.

What next?

The survey is now closed and this report has been shared with NHS England and NHS Southport & Formby and NHS South Sefton Clinical Commissioning Groups to help them understand local people's views on the vaccine.

We continue to receive emails and telephone calls from local residents who are anxious about not knowing the date for their second vaccine. We have also received feedback from carers who have struggled to evidence that they are an informal carer (locally, this issue has been resolved).

We will continue to listen to local feedback relating to the vaccine and note that overall, the feedback we have received is positive.

This is not to say that vaccine hesitancy does not exist, because it does and collectively, we need to work together to understand why people feel the way they do. The government and other services need to ensure that information provided is clear, easy to understand and consistent and that it is available in multiple formats and languages.

The pandemic has meant that things move at pace and it can be confusing to navigate an ever changing landscape.

Talk to us if you have any questions or queries relating to the covid-19 vaccination by calling 0800 206 1304 or by emailing us on info@healthwatchsefton.co.uk

Appendix one: Healthwatch England COVID-19 vaccine survey.




Let us know what you think about the COVID-19 vaccine.


Please spare a few moments to tell us what you think about the COVID-19 vaccine. The NHS is doing everything it can to deliver COVID-19 vaccines in Sefton, but there may be things that can be improved. There are specific questions which we would like to ask you about relating to the vaccine and then we would ask you to complete optional questions about yourself at the end.

We want to know:

- What you think about the vaccine programme
- Whether you would be willing to have the vaccine if you have not already
- If you have had the vaccine
- What you think about the information on the vaccination programme.

Your feedback is confidential and in sharing your feedback we can help services spot issues affecting care for you and your loved ones.


What do you think about getting the vaccine.  0

1. Thinking of vaccinations in general, such as those given for flu, polio or tetanus, is your view of vaccinations... (tick one box)  0

- | | |
|--|---------------------------------------|
| <input type="radio"/> Very positive | <input type="radio"/> Fairly negative |
| <input type="radio"/> Fairly positive | <input type="radio"/> Very negative |
| <input type="radio"/> Neither positive or negative | <input type="radio"/> Not sure |




Let us know what you think about the COVID-19 vaccine.

2. How likely would it be for you to get vaccinated if you were offered a vaccine for COVID-19 (Coronavirus), at no charge, through the NHS. (tick one box)  0

- | | |
|---|--------------------------------------|
| <input type="radio"/> I have already received the vaccine | <input type="radio"/> Probably not |
| <input type="radio"/> Definitely would | <input type="radio"/> Definitely not |
| <input type="radio"/> Probably would | <input type="radio"/> Not sure |




Let us know what you think about the COVID-19 vaccine.

3. If you want to be vaccinated, is there anything that may stop you from receiving a vaccine when it is available to you? Please tick as many as apply.  0

- | | |
|---|---|
| <input type="checkbox"/> Nothing would stop me from getting a COVID-19 vaccination | <input type="checkbox"/> Having to book the vaccine appointment online might stop me getting it |
| <input type="checkbox"/> The fact that I would have to get public transport or a taxi to the location of the vaccine appointment might stop me getting it | <input type="checkbox"/> Not being able to book a vaccine appointment at my GP surgery might stop me getting it |
| <input type="checkbox"/> The distance to the location where the vaccine appointment takes place might stop me from getting it | <input type="checkbox"/> Don't know/ not sure |
| <input type="checkbox"/> The times available to have the vaccine appointment might stop me from getting it | |
| <input type="checkbox"/> Another reason might prevent me from having the vaccine - please specify below | |



Let us know what you think about the COVID-19 vaccine.

4. What are the main reasons you want the COVID-19 vaccine? Please tick as many as apply.  0

- | | |
|--|--|
| <input type="checkbox"/> To protect my friends and family from getting COVID-19 | <input type="checkbox"/> It will help society in general to get back to normal again |
| <input type="checkbox"/> To protect people who are vulnerable/ at higher risk of getting COVID-19 | <input type="checkbox"/> I want to visit my older family members at home or in a care home and I need a vaccine to make sure it is safe for them |
| <input type="checkbox"/> To protect me against getting COVID-19 | <input type="checkbox"/> It will help the economy get going again |
| <input type="checkbox"/> Medical/Healthcare professional e.g. GP, nurse, pharmacist, recommends it | <input type="checkbox"/> It will help protect the NHS |
| <input type="checkbox"/> Family member/ friend recommends it | <input type="checkbox"/> It is the responsible thing to do |
| <input type="checkbox"/> It will enable me to go back to work | <input type="checkbox"/> Don't know/ not sure |
| <input type="checkbox"/> Other - please specify below | |




Let us know what you think about the COVID-19 vaccine.

5. If you would not want to be vaccinated, what would be your motivation for refusing the vaccine? Please tick as many as apply. 0

- | | |
|--|--|
| <input type="checkbox"/> Not applicable, I want to receive the vaccine | <input type="checkbox"/> I don't think coronavirus poses enough of a risk to me |
| <input type="checkbox"/> I can't be vaccinated for health reasons | <input type="checkbox"/> I would want to wait until others have had it first |
| <input type="checkbox"/> I'm against vaccines in general | <input type="checkbox"/> My family/ community are against it |
| <input type="checkbox"/> I don't think the vaccine will be safe | <input type="checkbox"/> My faith/religion/belief system say it is wrong for me to have the COVID-19 vaccine |
| <input type="checkbox"/> I don't think the vaccine will be effective | <input type="checkbox"/> I am concerned about the ingredients used in it |
| <input type="checkbox"/> I don't trust the intentions behind the vaccine | <input type="checkbox"/> Don't know/ not sure |
| <input type="checkbox"/> Other (please specify below) | |




Let us know what you think about the COVID-19 vaccine.

6. Which of the following are reasons why you decided to be vaccinated against COVID-19? Please tick all that apply.  0

- | | |
|--|--|
| <input type="checkbox"/> To protect myself against getting COVID-19 | <input type="checkbox"/> It will help society in general to get back to normal again |
| <input type="checkbox"/> To protect my friends and family from getting COVID-19 | <input type="checkbox"/> I want to visit my older family members at home or in a care home and I need the vaccine to make sure it is safe for them |
| <input type="checkbox"/> To protect people who are vulnerable/ at higher risk of getting coronavirus | <input type="checkbox"/> It will help the economy to get going again |
| <input type="checkbox"/> I have friends and family who have got ill or died from COVID-19 and i know how serious this is | <input type="checkbox"/> It will help protect the NHS |
| <input type="checkbox"/> Medical/ healthcare professional e.g. GP, nurse, pharmacist, recommends it | <input type="checkbox"/> It is the responsible thing to do |
| <input type="checkbox"/> Family member/ friend recommends it | <input type="checkbox"/> Don;t know/ not sure |
| <input type="checkbox"/> It will enable me to get back to work | |
| <input type="checkbox"/> Other (please specify below) | |



Let us know what you think about the COVID-19 vaccine.

7. Where have you mainly seen or heard information about a COVID-19 vaccine recently? Please select all that apply.  0

- | | |
|---|---|
| <input type="checkbox"/> An NHS or Government website (e.g. nhs.uk, gov.uk) | <input type="checkbox"/> Letter, leaflet or poster by the NHS or Government |
| <input type="checkbox"/> My local council website | <input type="checkbox"/> Government press conference |
| <input type="checkbox"/> TV/ Radio | <input type="checkbox"/> Community organisations/ websites |
| <input type="checkbox"/> Newspaper/ Online news websites | <input type="checkbox"/> Healthwatch |
| <input type="checkbox"/> Social media | <input type="checkbox"/> Other |
| <input type="checkbox"/> Friends/ relatives | <input type="checkbox"/> Can't recall |
| <input type="checkbox"/> An NHS GP practice, pharmacy, clinic or hospital | |

8. Overall, was the information that you have seen or heard recently.... (tick one box only) 0

- Positive toward a COVID-19 vaccine
- Negative toward a COVID-19 vaccine
- Neither positive or negative
- A mixture of positive and negative information
- Don't know/ unsure



Let us know what you think about the COVID-19 vaccine.

9. Do you agree that information from the NHS or the Government about the vaccine and its roll out has been communicated clearly and effectively? (tick one box only) 0

- Strongly agree
- Agree
- Neither agree nor disagree
- Disagree
- Strongly disagree
- Don't know/ not sure



Let us know what you think about the COVID-19 vaccine.

10. Is there anything else you would like to tell us about the COVID-19 vaccinations? 0



Let us know what you think about the COVID-19 vaccine.

Tell us a bit more about you.

By telling us more information about yourself, you can help us better understand how people's experiences may differ depending on their personal characteristics. However, if you do not wish to answer these questions you do not have to. 🗨️ 0

11. Please tell us what age category you fall into: 🗨️ 0

- | | |
|-------------------------------------|---|
| <input type="radio"/> 13 - 17 years | <input type="radio"/> 65 - 74 years |
| <input type="radio"/> 18 - 24 years | <input type="radio"/> 75 - 84 years |
| <input type="radio"/> 25-34 years | <input type="radio"/> 85 - 94 years |
| <input type="radio"/> 35-44 years | <input type="radio"/> 95+ years |
| <input type="radio"/> 45-54 years | <input type="radio"/> I would prefer not to say |
| <input type="radio"/> 55-64 years | |

12. Please tell us which gender you identify with: 🗨️ 0

- | | |
|----------------------------------|---|
| <input type="radio"/> Woman | <input type="radio"/> Other |
| <input type="radio"/> Man | <input type="radio"/> I would prefer not to say |
| <input type="radio"/> Non-Binary | |

13. Is your gender different to the sex that was assigned to you at your birth? 🗨️ 0

- Yes
- No
- I would prefer not to say

14. Please select your ethnic background: 🗨️ 0

- | | |
|---|--|
| <input type="radio"/> Arab | <input type="radio"/> Mixed/ Multiple ethnic groups: Asian and White |
| <input type="radio"/> Asian/ Asian British: Bangladeshi | <input type="radio"/> Mixed/ Multiple ethnic groups: Black African and White |
| <input type="radio"/> Asian/ Asian British: Chinese | <input type="radio"/> Mixed/ Multiple ethnic groups: Black Caribbean and White |
| <input type="radio"/> Asian/ Asian British: Indian | <input type="radio"/> Mixed/ Multiple ethnic groups: Any other mixed/ Multiple ethnic background |
| <input type="radio"/> Asian/ Asian British: Pakistani | <input type="radio"/> White: British/ English/ Northern Irish/ Scottish/ Welsh |
| <input type="radio"/> Asian/ Asian British: Any other Asian/ Asian British background | <input type="radio"/> White: Irish |
| <input type="radio"/> Black/ Black British: African | <input type="radio"/> White: Any other white background |
| <input type="radio"/> Black/ Black British: Caribbean | <input type="radio"/> Another ethnic background |
| <input type="radio"/> Black/ Black British: Any other Black/ Black British background | <input type="radio"/> I would prefer not to say |
| <input type="radio"/> Gypsy, Roma or Traveller | |

15. Please tell us which sexual orientation you identify with: 0

- | | |
|---|---|
| <input type="radio"/> Asexual | <input type="radio"/> Lesbian |
| <input type="radio"/> Bisexual | <input type="radio"/> Pansexual |
| <input type="radio"/> Gay | <input type="radio"/> Other |
| <input type="radio"/> Heterosexual / Straight | <input type="radio"/> I would prefer not to say |

16. Please tell us about your religion or beliefs: 0

- | | |
|---------------------------------|---|
| <input type="radio"/> Buddhist | <input type="radio"/> Sikh |
| <input type="radio"/> Christian | <input type="radio"/> No religion |
| <input type="radio"/> Hindu | <input type="radio"/> Other |
| <input type="radio"/> Jewish | <input type="radio"/> I would prefer not to say |
| <input type="radio"/> Muslim | |

17. Please tell us about your marital or civil partnership status: 0

- | | |
|--|---|
| <input type="radio"/> Single | <input type="radio"/> Divorced/ dissolved civil partnership |
| <input type="radio"/> Married | <input type="radio"/> Widowed |
| <input type="radio"/> In a civil partnership | <input type="radio"/> I would prefer not to say |
| <input type="radio"/> Separated | |

18. Are you currently pregnant or have been pregnant in the last year? 0

- Yes
- No
- I would prefer not to say

19. Do you consider yourself to be a carer, have a disability or a long-term health condition? (Please select all that apply): 0

- | | |
|---|--|
| <input type="checkbox"/> Yes, I consider myself to be a carer | <input type="checkbox"/> None of the above |
| <input type="checkbox"/> Yes, I consider myself to have a disability | <input type="checkbox"/> I would prefer not to say |
| <input type="checkbox"/> Yes, I consider myself to have a long-term condition | |

Thank you for taking the time to complete this survey. Please click on the 'Submit my response' button below 0